



ALWAYS MORE THAN YOU EXPECT **SURVEILLANCE AND MONITORING SYSTEMS**

ANALOGUE AND IP PRODUCT OPTIONS  
FULLY **INTEGRATED SYSTEMS**  
ADVANCED FEATURES, **COMPLETE RELIABILITY**



[www.use-ip.co.uk](http://www.use-ip.co.uk)  
01304 827609





## PANASONIC CCTV SYSTEMS: THE PERFECT CHOICE TO PROTECT **YOUR BUSINESS**

No matter what business sector you operate in, Panasonic has a complete CCTV system to suit your individual needs. We offer a wide range of options for both analogue and IP set-ups with components designed for the most extreme operating environments. Features include high definition recording, water and dust resistance, intelligent motion detection and sound or shock detection. In short, whatever the security requirements of your business, Panasonic can deliver an utterly dependable solution.

# FIND YOUR WAY AROUND THIS GUIDE

This brochure has been designed to be easy for you to specify a complete system as well as browse and compare our individual products. It divides our range into three simple sections; network products, analogue products and lenses.

Many of our cameras are available with a choice of lenses to suit different situations and environments, and we have included a handy comparison chart to help you select the camera/lens combinations which are most appropriate for your particular application.

## NETWORK PRODUCTS

Dome Network Cameras	04
Fixed Dome Network Cameras	07
Fixed Network Cameras	12
Network Cameras	14
Network Video Recorders	18
Network Video Encoder / Decode	20
Network Converter	22
Software	23

## ANALOGUE PRODUCTS

Dome Cameras	24
Fixed Dome Cameras	26
Fixed Cameras	29
Digital Video Recorders	30
System Controllers	30
Matrix Switching System	31

## LENSES

Lenses	32
Cameras / Lenses Combination Chart	32
Lens Selection Chart	33

## UNDERSTAND THE FEATURES



**HIGH DEFINITION**



**H.264, MPEG-4 AND JPEG SUPPORTED**



**H.264 AND JPEG SUPPORTED**



**MPEG-4 AND JPEG SUPPORTED**



**MPEG-4 SUPPORTED**



**36X EXTRA OPTICAL ZOOM**



**36X OPTICAL ZOOM**



**30X OPTICAL ZOOM**



**22X OPTICAL ZOOM**



**21X OPTICAL ZOOM**



**2.3X OPTICAL ZOOM**



**FACE DETECTION**



**FACE MATCHING**



**AUTO BACK FOCUS**



**WIRELESS COMMUNICATION**



**HUMAN DETECTION SENSOR**



**CELL PHONE MONITORING**



**TRUE DAY/NIGHT**



**VANDAL RESISTANT**



**WATER AND DUST RESISTANCE: IP66**



**SOUND DETECTION**



**COLOUR NIGHT VIEW MODE**



**BUILT-IN LED LIGHT**



**SIMPLE DAY/NIGHT**



**INTELLIGENT-VIDEO MOTION DETECTION**



**SHOCK DETECTION**

# NETWORK PRODUCTS

## DOME CAMERAS



HD Dome Network Camera  
**WV-SC384**  
(12 V DC or PoE: NTSC, PAL)



- 720p HD images up to 30 fps
- Newly developed 1.3 Megapixel MOS Sensor
- High resolution recording by "UniPhier®"
- Full frame (Up to 30 fps) transmission at 1,280 x 960 image size
- High sensitivity: 0.6 lx (Colour), 0.5 lx (B/W) at F1.6 (Wide) / 0.038 lx (Colour), 0.031 lx (B/W) at F1.6 (Wide) with Sens Up 16x
- Wide Dynamic Range and ABS (Adaptive Black Stretch) technologies deliver wider dynamic range compared with conventional cameras.
- Face Wide Dynamic Range technology ensures clear face image.
- 18x optical zoom with 8x digital zoom enabling 144x zoom.
- 36x extra optical zoom under VGA resolution with 8x digital zoom enabling 288x zoom.
- Panning with auto flip function can be performed 0 to 360 degrees
- Supports Power over Ethernet (PoE) IEEE 802.3af
- ONVIF compliant model



Super Dynamic  
HD Dome Network Camera  
**WV-SC385**  
(12 V DC or PoE: NTSC, PAL)



- 720p HD images up to 30 fps
- Newly developed 1.3 Megapixel double speed MOS Sensor
- High resolution recording by "UniPhier®"
- Full frame (Up to 30 fps) transmission at 1,280 x 960 image size
- High sensitivity: 0.5 lx (Colour), 0.06 lx (B/W) at F1.6 (Wide) / 0.031 lx (Colour), 0.004 lx (B/W) at F1.6 (Wide) with Sens Up 16x
- **Super Dynamic** 128x wider dynamic range
- **Face Super Dynamic** technology ensures clear face image.
- 18x optical zoom with 12x digital zoom enabling 216x zoom.
- 36x extra optical zoom under VGA resolution with 12x digital zoom enabling 432x zoom.
- Panning with auto flip function can be performed 0 to 360 degrees
- Supports Power over Ethernet (PoE) IEEE 802.3af
- Desktop/Ceiling position choice and various optional brackets for versatile installations
- ONVIF compliant model



Super Dynamic, Weather Resistant  
HD Dome Network Camera  
**WV-SW395**  
(24 V AC or PoE plus: NTSC, PAL)



- 720p HD images up to 30 fps
- Newly developed 1.3 Megapixel double speed MOS Sensor
- High resolution recording by "UniPhier®"
- Full frame (Up to 30 fps) transmission at 1,280 x 960 image size
- High sensitivity: 0.5 lx (Colour), 0.06 lx (B/W) at F1.6 (Wide) / 0.031 lx (Colour), 0.004 lx (B/W) at F1.6 (Wide) with Sens Up 16x
- **Super Dynamic** 128x wider dynamic range
- **Face Super Dynamic** technology ensures clear face image.
- 18x optical zoom with 12x digital zoom enabling 216x zoom.
- 36x extra optical zoom under VGA resolution with 12x digital zoom enabling 432x zoom.
- Panning with auto flip function can be performed 0 to 360 degrees
- Supports Power over Ethernet Plus (PoE+) IEEE 802.3at (does not support IEEE 802.3af)
- Dehumidification device for use in various weather conditions
- ONVIF compliant model

### OPTIONAL ACCESSORIES

Ceiling Mount Bracket  
**WV-Q105**



Inner Dome Cover  
**WV-Q157**



Wall Mount Brackets  
**WV-Q154C** (Clear)  
**WV-Q154S** (Smoke)



Embedded Ceiling Mount Brackets  
**WV-Q155C** (Clear)  
**WV-Q155S** (Smoke)



Indoor Dome Covers  
**WV-Q156C** (Clear)  
**WV-Q156S** (Smoke)



### OPTIONAL ACCESSORIES

Ceiling Mount Bracket  
**WV-Q105**



Inner Dome Cover  
**WV-Q157**



Wall Mount Brackets  
**WV-Q154C** (Clear)  
**WV-Q154S** (Smoke)



Embedded Ceiling Mount Brackets  
**WV-Q155C** (Clear)  
**WV-Q155S** (Smoke)



Indoor Dome Covers  
**WV-Q156C** (Clear)  
**WV-Q156S** (Smoke)



### OPTIONAL ACCESSORIES

Wall Mount Bracket  
**WV-Q122** (PAL only)



Wall Bracket  
**CW960WB**



Swan Neck  
**CW960SN**



Corner Mount  
**CW960CM**



Pendant Mount  
**CW960PM**





**Super Dynamic III**  
Weather Resistant Dome Network Camera

**WV-NW960 SERIES**

WV-NW960 (220 V - 240 V AC: PAL)

WV-NW964 (24 V AC: NTSC, PAL)



- MPEG-4 and JPEG dual stream output at VGA image size with up to 30 ips
- High sensitivity: 0.5 lx (Colour), 0.04 lx (B/W) at F1.4 (Wide) / 0.02 lx (Colour), 0.0013 lx (B/W) at F1.4 (Wide) with Sens Up 32x
- **Super Dynamic III** 128x wider dynamic range
- IP66 rated water and dust resistant
- 30x (3.8 mm – 114 mm) zoom lens with 10x digital zoom
- Auto tracking capability
- Progressive Output

**OPTIONAL ACCESSORIES**

Wall Mount Bracket  
WV-Q122 (PAL only)



Wall Bracket  
CW960WB




Swan Neck  
CW960SN



Corner Mount  
CW960CM



Pendant Mount  
CW960PM



# NETWORK PRODUCTS

## DOME CAMERAS



Super Dynamic III  
Day/Night Dome Network Camera

### WV-NS950 SERIES

WV-NS950 (220 V ~240 V AC: PAL)  
WV-NS954 (24 V AC: NTSC, PAL)



- MPEG-4 and JPEG dual stream output at VGA image size with up to 30 ips
- High sensitivity: 0.5 lx (Colour), 0.04 lx (B/W) at F1.4 (Wide) / 0.02 lx (Colour), 0.0013 lx (B/W) at F1.4 (Wide) with Sens Up 32x
- Super Dynamic III 128x wider dynamic range
- 30x (3.8 mm ~ 114 mm) zoom lens with 10x digital zoom
- Auto tracking capability
- Progressive Output



Super Dynamic III  
Day/Night Dome Network Camera

### WV-NS202A

(12 V DC or PoE: NTSC, PAL)



- MPEG-4 and JPEG dual stream output at VGA image size with up to 30 ips
- High sensitivity: 0.7 lx (Colour), 0.5 lx (B/W) at F1.6 (Wide) / 0.02 lx (Colour), 0.015 lx (B/W) at F1.6 (Wide) with Sens Up 32x
- Super Dynamic III 128x wider dynamic range
- 22x zoom lens with 10x digital zoom
- Auto tracking capability
- Progressive Output
- Power over Ethernet (PoE) IEEE 802.3af



Dome Network Camera

### BB-HCM581/HCM580

BB-HCM581 (12 V DC or PoE: NTSC, PAL)  
BB-HCM580 (12 V DC: NTSC, PAL)



- 21x zoom lens with 2x Digital Zoom
- MPEG-4 and JPEG dual stream output
- Image Transfer Function
- Remote Pan and Tilt Control
- Multi-camera Capability
- SD Memory Card Recording
- Progressive Scan
- Audio 2-way Communication (BB-HCM581 only)
- Analog Video Output (NTSC/PAL)
- Power over Ethernet (PoE) IEEE 802.3af (BB-HCM581 only)
- Cell Phone Monitoring

#### OPTIONAL ACCESSORIES

Ceiling Mount Bracket  
WV-Q105



Embedded Ceiling Mount Bracket  
WV-Q116



Pendant Mount Bracket  
WV-Q117



Wall Mount Brackets  
WV-Q118



Smoke Dome Cover  
WV-CS3S



#### OPTIONAL ACCESSORIES

Ceiling Mount Bracket  
WV-Q105



Inner Dome Cover  
WV-Q157



Wall Mount Brackets  
WV-Q154C (Clear)  
WV-Q154S (Smoke)



Embedded Ceiling Mount Brackets  
WV-Q155C (Clear)  
WV-Q155S (Smoke)



Indoor Dome Covers  
WV-Q156C (Clear)  
WV-Q156S (Smoke)



#### OPTIONAL ACCESSORY

Camera Cover  
(For Ceiling Installation)  
BB-HCA1A-B  
(Smoke) Indoor use only



# NETWORK PRODUCTS

## FIXED DOME CAMERAS



Super Dynamic, HD Vandal Resistant Fixed Dome Network Camera

### WV-NW502S

(12 V DC or PoE: NTSC, PAL)



- 1,080p HD images up to 15 fps / 720p HD images up to 30 fps
- Full frame (Up to 30 fps) transmission at 1,280 x 960 image size\*
- High sensitivity: 1.0 lx (Colour), 0.08 lx (B/W) at F1.2 (Wide) / 0.06 lx (Colour), 0.005 lx (B/W) at F1.2 (Wide) with Sens Up 16x\*
- **Super Dynamic** 128x wider dynamic range
- **Face Super Dynamic** technology ensures clear face image
- Up to 2,048 x 1,536 JPEG stream
- Dual H.264 / MPEG-4 and JPEG simultaneous stream output
- ABF (Auto Back Focus) and ABS (Adaptive Black Stretch)
- Progressive Output
- Power over Ethernet (PoE) IEEE 802.3af

\*1.3 Megapixel mode



Super Dynamic, HD Vandal Resistant Fixed Dome Network Camera

### WV-SW355

(12 V DC or PoE: NTSC, PAL)



- 720p HD images up to 30 fps
- Newly developed 1.3 Megapixel high sensitivity MOS Sensor
- High sensitivity: 0.3 lx (Colour), 0.05 lx (B/W) at F1.6 (Wide) / 0.019 lx (Colour), 0.003 lx (B/W) at F1.6 (Wide) with Sens Up 16x
- **Super Dynamic** 128x wider dynamic range
- **Face Super Dynamic** technology ensures clear face image
- Up to 7.2x extra optical zoom under VGA resolution
- VIQS (Variable Image Quality on Specified area) technology allows the designated area to retain higher image quality while the excluded area will have a decreased image quality, which enables to use lower image file size and bit rate.
- Dehumidification device for use in various weather conditions
- Vandal resistant mechanism for high reliability
- Supports Power over Ethernet (PoE) IEEE 802.3af
- ONVIF compliant model



Super Dynamic, Vandal Resistant Fixed Dome Network Camera

### WV-SW352

(12 V DC or PoE: NTSC, PAL)



- Super high resolution at SVGA/800 x 600 created by newly developed 1.3 Megapixel high sensitivity MOS Sensor
- High sensitivity: 0.2 lx (Colour), 0.04 lx (B/W) at F1.6 (Wide) / 0.013 lx (Colour), 0.002 lx (B/W) at F1.6 (Wide) with Sens Up 16x
- **Super Dynamic** 128x wider dynamic range
- **Face Super Dynamic** technology ensures clear face image
- Up to 7.2x extra optical zoom under VGA resolution
- VIQS (Variable Image Quality on Specified area) technology allows the designated area to retain higher image quality while the excluded area will have a decreased image quality, which enables to use lower image file size and bit rate.
- Dehumidification device for use in various weather conditions
- Vandal resistant mechanism for high reliability
- Supports Power over Ethernet (PoE) IEEE 802.3af
- ONVIF compliant model

#### OPTIONAL ACCESSORIES

Embedded Ceiling Mount Bracket  
WV-Q169



Smoke Dome Cover  
WV-CW4S



#### OPTIONAL ACCESSORIES

Embedded Ceiling Mount Bracket  
WV-Q169



Heater Unit  
WV-SW3H



Smoke Dome Cover  
WV-CW4S



#### OPTIONAL ACCESSORIES

Embedded Ceiling Mount Bracket  
WV-Q169



Heater Unit  
WV-SW3H



Smoke Dome Cover  
WV-CW4S



\*When you use more than one(1) PCs to see any moving image by MPEG-4, you are requested to buy User License Accessory (Item No. BB-HCA5) additionally. Models: BB-HCM581/ BB-HCM580

# NETWORK PRODUCTS

## FIXED DOME CAMERAS



HD Vandal Resistant  
Fixed Dome Network Camera

### WV-SF346

(24 V AC or PoE plus: NTSC, PAL)



- 720p HD images up to 30 fps
- Progressive scan 1.3 Megapixel MOS Sensor
- High resolution recording by "UniPhier®"
- Full frame (Up to 30 fps) transmission at 1,280 x 960 image size
- High sensitivity: 0.3 lx (Colour), 0.2 lx (B/W) at F1.3 (Wide) / 0.019 lx (Colour), 0.013 lx (B/W) at F1.3 with Sens Up 16x
- Wide Dynamic Range and ABS (Adaptive Black Stretch) technologies deliver wider dynamic range compared with conventional cameras.
- Face Wide Dynamic Range technology ensures clear face Image.
- Dual H.264 / MPEG-4 and JPEG simultaneous stream output
- Power over Ethernet (PoE) IEEE 802.3af
- ABF (Auto Back Focus) ensures easy installation and stable focus in both colour and B/W modes.



Vandal Resistant  
Fixed Dome Network Camera

### WV-SF342

(12 V DC or PoE: NTSC, PAL)



- Super high resolution at SVGA/800 x 600 created by newly developed 1.3 Megapixel high sensitivity MOS Sensor
- Full frame (Up to 30 fps) transmission at SVGA/800 x 600 image size
- High sensitivity: 0.2 lx (Colour), 0.13 lx (B/W) at F1.3 (Wide) / 0.013 lx (Colour), 0.009 lx (B/W) at F1.3 with Sens Up 16x
- Wide Dynamic Range and ABS (Adaptive Black Stretch) technologies deliver wider dynamic range compared with conventional cameras.
- Face Wide Dynamic Range technology ensures clear face Image.
- Dual H.264 / MPEG-4 and JPEG simultaneous stream output
- Power over Ethernet (PoE) IEEE 802.3af



HD Fixed Dome Network Camera

### WV-SF336

(12 V DC or PoE: NTSC, PAL)



- 720p HD images up to 30 fps
- Progressive scan 1.3 Megapixel MOS Sensor
- High resolution recording by "UniPhier®"
- Full frame (Up to 30 fps) transmission at 1,280 x 960 image size
- High sensitivity: 0.3 lx (Colour), 0.2 lx (B/W) at F1.3 (Wide) / 0.019 lx (Colour), 0.013 lx (B/W) at F1.3 with Sens Up 16x
- Wide Dynamic Range and ABS (Adaptive Black Stretch) technologies deliver wider dynamic range compared with conventional cameras.
- Face Wide Dynamic Range technology ensures clear face Image.
- Dual H.264 / MPEG-4 and JPEG simultaneous stream output
- Power over Ethernet (PoE) IEEE 802.3af
- ABF (Auto Back Focus) ensures easy installation

#### OPTIONAL ACCESSORY

Ceiling Mount Bracket  
**WV-Q105**  
(for PAL only)



#### OPTIONAL ACCESSORY

Ceiling Mount Bracket  
**WV-Q105**  
(for PAL only)



#### OPTIONAL ACCESSORIES

Embedded Ceiling  
Mount Bracket  
(AV-light gray)  
**WV-Q168**



Embedded Ceiling  
Mount Bracket  
(Sail white)  
**WV-Q174**



Smoke Dome  
Cover  
**WV-CF5S**



Ceiling Mount Bracket  
**WV-Q105**  
(for PAL only)





HD Fixed Dome Network Camera

## WV-SF335

(12 V DC or PoE: NTSC, PAL)



- 720p HD images up to 30 fps
- Progressive scan 1.3 Megapixel MOS Sensor
- High resolution recording by "UniPhier®"
- Full frame (Up to 30 fps) transmission at 1,280 x 960 image size
- High sensitivity: 0.3 lx (Colour), 0.2 lx (B/W) at F1.3 (Wide) / 0.019 lx (Colour), 0.013 lx (B/W) at F1.3 with Sens Up 16x
- Wide Dynamic Range and ABS (Adaptive Black Stretch) technologies deliver wider dynamic range compared with conventional cameras.
- Face Wide Dynamic Range technology ensures clear face image.
- Dual H.264 / MPEG-4 and JPEG simultaneous stream output
- Power over Ethernet (PoE) IEEE 802.3af



Fixed Dome Network Camera

## WV-SF332

(12 V DC or PoE: NTSC, PAL)



- Progressive scan 1.3 Megapixel MOS Sensor
- High resolution recording by "UniPhier®"
- Up to 30 fps at SVGA/800 x 600 image size
- High sensitivity: 0.2 lx (Colour), 0.13 lx (B/W) at F1.3 (Wide) / 0.013 lx (Colour), 0.009 lx (B/W) at F1.3 with Sens Up 16x
- Wide Dynamic Range and ABS (Adaptive Black Stretch) technologies deliver wider dynamic range compared with conventional cameras.
- Face Wide Dynamic Range technology ensures clear face image.
- Dual H.264 / MPEG-4 and JPEG simultaneous stream output
- Power over Ethernet (PoE) IEEE 802.3af

### OPTIONAL ACCESSORIES

Embedded Ceiling  
Mount Bracket  
(AV-light gray)  
**WV-Q168**



Embedded Ceiling  
Mount Bracket  
(Sail white)  
**WV-Q174**



Smoke Dome  
Cover  
**WV-CF55**



Ceiling Mount Bracket  
**WV-Q105**  
(for PAL only)



### OPTIONAL ACCESSORIES

Embedded Ceiling  
Mount Bracket  
(AV-light gray)  
**WV-Q168**



Embedded Ceiling  
Mount Bracket  
(Sail white)  
**WV-Q174**



Smoke Dome  
Cover  
**WV-CF55**



Ceiling Mount Bracket  
**WV-Q105**  
(for PAL only)



# NETWORK PRODUCTS

## DOME CAMERAS



Fixed Dome Network Camera

### BB-HCM705

(12 V DC or PoE: NTSC, PAL)



- Extra Zoom Function
- H.264 and JPEG dual stream output
- Compact size and good conformity with the ceiling
- Easy installation on ceiling / wall
- Sound Detection & Shock Detection Sensor
- Preset sequence
- 2x2 pixel binning
- Multi-camera capability
- Power over ethernet (PoE) IEEE 802.3af
- SDHC/SD Memory Card Recording
- Cell Phone Monitoring

#### OPTIONAL ACCESSORIES

Ceiling Flush  
Mount Bracket  
**BB-HCA11**



AC adaptor  
**BB-HCA7**



NTSC Input 100 V -120 V AC, 50/60 Hz  
Output 12 V DC, 750 mA

PAL Input 100 V -240 V AC, 50/60 Hz  
Output 12 V DC, 750 mA



Fixed Dome Network Camera

## BB-HCM701

(12 V DC or PoE: NTSC, PAL)



- H.264 and JPEG dual stream output
- 3x Digital Zoom Function(by area)
- Compact size and good conformity with the ceiling
- Easy installation on ceiling / wall
- Sound Detection and Shock Detection Sensor
- Multi-camera capability
- Power over ethernet (PoE) IEEE 802.3af
- SDHC/SD Memory Card recording
- Cell Phone Monitoring



Dome Network Camera

## BB-HCM547

(12 V DC or PoE: NTSC, PAL)



- MPEG-4 and JPEG dual stream output
- 2.3x Optical Zoom, 2x Digital Zoom
- Remote Pan and Tilt control
- Audio 2-Way communication
- SDHC/SD Memory Card recording
- Splash-resistant body
- Analog video Output (NTSC/PAL)
- Power over ethernet (PoE) IEEE 802.3af
- Cell Phone Monitoring



Dome Network Camera

## BB-HCM527

(12 V DC or PoE: NTSC, PAL)



- MPEG-4 and JPEG dual stream output
- 2.3x Optical Zoom, 2x Digital Zoom
- Remote Pan and Tilt control
- Audio 2-Way communication
- SDHC/SD Memory Card recording
- Analog video output (NTSC/PAL)
- Multi-camera capability
- Power over ethernet (PoE) IEEE 802.3af
- Cell Phone Monitoring

### OPTIONAL ACCESSORIES

Ceiling Flush  
Mount Bracket  
**BB-HCA11**



AC adaptor  
**BB-HCA7**



NTSC Input 100 V - 120 V AC, 50/60 Hz  
Output 12 V DC, 750 mA  
PAL Input 100 V - 240 V AC, 50/60 Hz  
Output 12 V DC, 750 mA

### OPTIONAL ACCESSORIES

AC adaptor  
**BB-HCA3**



NTSC Input 120 V AC, 60 Hz  
Output 12 V DC, 0.75 A  
PAL Input 100 V - 240 V, 50/60 Hz  
Output 12 V DC, 750 mA

### OPTIONAL ACCESSORIES

Ceiling Flush  
Mount Bracket  
**BB-HCA10**



AC adaptor  
**BB-HCA3**



NTSC Input 120 V AC, 60 Hz  
Output 12 V DC, 0.75 A  
PAL Input 100 V - 240 V, 50/60 Hz  
Output 12 V DC, 750 mA

\*When you use more than one(1) PCs to see any moving image by H.264, you are requested to buy User License Accessory (Item No. BB-HCA8) additionally. Models: BB-HCM705 / BB-HCM701

\*When you use more than one(1) PCs to see any moving image by MPEG-4, you are requested to buy User License Accessory (Item No. BB-HCA5) additionally.

Models:BB-HCM705 / BB-HCM701 / BB-HCM547 / BB-HCM527

# NETWORK PRODUCTS

## FIXED CAMERAS



HD Network Camera  
**WV-SP105**  
(12 V DC or PoE: NTSC, PAL)



- 720p HD images up to 30 fps
- Progressive scan 1.3 Megapixel MOS Sensor
- Multiple H.264 (High Profile) streams by "UniPhier®"
- Full frame (Up to 30 fps) transmission at 1,280 x 960 image size
- High sensitivity : 0.8 lx (Colour), 0.4 lx (B/W) at F2.2 / 0.05 lx (Colour), 0.03 lx (B/W) at F2.2 (Wide) with Sens Up 16x
- 2x extra zoom under VGA resolution
- Dual H.264 and JPEG simultaneous stream output
- Power over Ethernet (PoE) IEEE 802.3af



Network Camera  
**WV-SP102**  
(12 V DC or PoE: NTSC, PAL)



- Progressive scan 320,000 Pixel MOS Sensor
- Multiple H.264 (High Profile) streams by "UniPhier®"
- Full frame (Up to 30 fps) transmission at VGA(640 x 480) image size
- High sensitivity : 2.0 lx (Colour), 1.3 lx (B/W) at F2.0 / 0.3 lx (Colour), 0.16 lx (B/W) at F2.0 (Wide) with Sens Up 8x
- Dual H.264 and JPEG simultaneous stream output
- Power over Ethernet (PoE) IEEE 802.3af



Lens: optional

HD Network Camera  
**WV-SP306**  
(12 V DC or PoE: NTSC, PAL)



- 720p HD images up to 30 fps
- Progressive scan 1.3 Megapixel MOS Sensor
- Multiple H.264 (High Profile) streams by "UniPhier®"
- Full frame (Up to 30 fps) transmission at 1,280 x 960 image size
- High sensitivity: 0.3 lx (Colour), 0.05 lx (B/W) at F1.4 / 0.019 lx (Colour), 0.003 lx (B/W) at F1.4 with Sens Up 16x
- Wide Dynamic Range and ABS (Adaptive Black Stretch) technologies deliver wider dynamic range compared with conventional cameras.
- Face Wide Dynamic Range technology ensures clear face image.
- Dual H.264 / MPEG-4 and JPEG simultaneous stream output
- Power over Ethernet (PoE) IEEE 802.3af
- ABF (Auto Back Focus) ensures easy installation

### OPTIONAL ACCESSORY

1/3 type High Resolution  
2x Varifocal Lens  
**WV-LZA62/2**



(2.8 mm ~ 6 mm)  
F1.4 (wide)  
F2.1 (tele)



Lens: optional



Lens: optional



Lens: optional

### HD Network Camera

## WV-SP305

(12 V DC or PoE: NTSC, PAL)



- 720p HD images up to 30 fps
- Progressive scan 1.3 Megapixel MOS Sensor
- Multiple H.264 (High Profile) streams by "UniPhier®"
- Full frame (Up to 30 fps) transmission at 1,280 x 960 image size
- High sensitivity: 0.3 lx (Colour), 0.2 lx (B/W) at F1.4 / 0.019 lx (Colour), 0.013 lx (B/W) at F1.4 with Sens Up 16x
- Wide Dynamic Range and ABS (Adaptive Black Stretch) technologies deliver wider dynamic range compared with conventional cameras.
- Face Wide Dynamic Range technology ensures clear face image.
- Dual H.264 / MPEG-4 and JPEG simultaneous stream output
- Power over Ethernet (PoE) IEEE 802.3af

### Network Camera

## WV-SP302

(12 V DC or PoE: NTSC, PAL)



- Progressive scan 1.3 Megapixel MOS Sensor
- Multiple H.264 (High Profile) streams by "UniPhier®"
- Up to 30 fps at SVGA/800 x 600 image size
- High sensitivity: 0.2 lx (Colour), 0.13 lx (B/W) at F1.4 / 0.013 lx (Colour), 0.009 lx (B/W) at F1.4 with Sens Up 16x
- Wide Dynamic Range and ABS (Adaptive Black Stretch) technologies deliver wider dynamic range compared to conventional cameras.
- Face Wide Dynamic Range technology ensures clear face image.
- Dual H.264 / MPEG-4 and JPEG simultaneous stream output
- Power over Ethernet (PoE) IEEE 802.3af

### Super Dynamic HD Network Camera

## WV-NP502

(12 V DC or PoE: NTSC, PAL)



- 1,080p HD images up to 15 fps / 720p HD images up to 30 fps
- Full frame (Up to 30 fps) transmission at 1,280 x 960 image size\*
- High sensitivity: 1.0 lx (Colour), 0.08 lx (B/W) at F1.4 / 0.06 lx (Colour), 0.005 lx (B/W) at F1.4 (Wide) with Sens Up 16x\*
- **Super Dynamic** 128x wider dynamic range
- **Face Super Dynamic** technology ensures clear face image
- Up to 2,048 x 1,536 JPEG stream
- Dual H.264 / MPEG-4 and JPEG simultaneous stream output
- ABF (Auto Back Focus) and ABS (Adaptive Black Stretch)
- Progressive Output
- Power over Ethernet (PoE) IEEE 802.3af

#### OPTIONAL ACCESSORY

1/3 type High Resolution  
2x Varifocal Lens  
WV-LZA62/2



(2.8 mm ~ 6 mm)  
F1.4 (wide)  
F2.1 (tele)

#### OPTIONAL ACCESSORY

1/3 type High Resolution  
2x Varifocal Lens  
WV-LZA62/2



(2.8 mm ~ 6 mm)  
F1.4 (wide)  
F2.1 (tele)

#### OPTIONAL ACCESSORY

1/3 type High Resolution  
2x Varifocal Lens  
WV-LZA62/2



(2.8 mm ~ 6 mm)  
F1.4 (wide)  
F2.1 (tele)

\*When you use more than one(1) PCs to see any moving image by H.264, you are requested to buy User License Accessory (Item No. BB-HCA8) additionally. Models: BB-HCM735 / BB-HCM715

\*When you use more than one(1) PCs to see any moving image by MPEG-4, you are requested to buy User License Accessory (Item No. BB-HCA5) additionally.  
Models: BB-HCM735 / BB-HCM715 / BB-HCM531 / BB-HCM511

# NETWORK PRODUCTS CAMERAS



Network Camera  
**BB-HCM735**  
(12 V DC or PoE: NTSC, PAL)



- Extra Zoom Function
- IP55 rated water and dust resistant
- H.264 and JPEG dual stream output
- Sound Detection & Shock Detection Sensor
- Remote Pan and Tilt control
- Preset sequence
- 2x2 pixel binning
- Power over Ethernet (PoE) IEEE 802.3af
- SDHC/SD Memory Card recording
- Analog video output (NTSC/PAL)
- Cell Phone Monitoring



Network Camera  
**BB-HCM715**  
(12 V DC or PoE: NTSC, PAL)



- Extra Zoom Function
- H.264 and JPEG dual stream output
- Sound Detection & Shock Detection Sensor
- Remote Pan and Tilt control
- Preset sequence
- 2x2 pixel binning
- Power over Ethernet (PoE) IEEE 802.3af
- SDHC/SD Memory Card recording
- Analog video output (NTSC/PAL)
- Cell Phone Monitoring



Network Camera  
**BB-HCM531\***  
(12 V DC or PoE: NTSC, PAL)



- MPEG-4 and JPEG dual stream output
- 10x Digital Zoom
- Splash-resistant body
- Remote Pan and Tilt control
- Audio 2-Way communication
- Power over Ethernet (PoE) IEEE 802.3af
- SDHC/SD Memory Card recording
- Analog video output (NTSC/PAL)
- Cell Phone Monitoring

\* Not available in the UK

## OPTIONAL ACCESSORY

AC adaptor  
**BB-HCA7**



NTSC Input 100 V -120 V AC, 50/60 Hz  
Output 12 V DC, 750 mA  
PAL Input 100 V -240 V AC, 50/60 Hz  
Output 12 V DC, 750 mA

## OPTIONAL ACCESSORY

AC adaptor  
**BB-HCA7**



NTSC Input 100 V -120 V AC, 50/60 Hz  
Output 12 V DC, 750 mA  
PAL Input 100 V -240 V AC, 50/60 Hz  
Output 12 V DC, 750 mA

## OPTIONAL ACCESSORY

AC adaptor  
**BB-HCA3**



NTSC Input 120 V AC, 60 Hz  
Output 12 V DC, 750 mA  
PAL Input 100 V - 240 V, 50/60 Hz  
Output 12 V DC, 750 mA



Network Camera

## BB-HCM511\*

(12 V DC or PoE: NTSC, PAL)



- MPEG-4 and JPEG dual stream output
- 10x Digital Zoom
- Remote Pan and Tilt control
- Audio 2-Way communication
- Power over Ethernet (PoE) IEEE 802.3af
- SDHC/SD Memory Card recording
- Analog video output (NTSC/PAL)
- Cell Phone Monitoring


\* Not available in the UK

### OPTIONAL ACCESSORY

AC adaptor  
BB-HCA3



NTSC Input 120 V AC, 60 Hz  
Output 12 V DC, 750 mA  
PAL Input 100 V - 240 V, 50/60 Hz  
Output 12 V DC, 750 mA



# NETWORK PRODUCTS CAMERAS



## Network Camera

### BL-C230

(100 V -240 V AC: NTSC,  
220 V -240 V AC: PAL)



- H.264 and JPEG dual stream output
- 3x Digital zoom function
- TV Connection\*
- External input and output connector
- Sound Detection Sensor
- Privacy mode
- SSL support
- Wireless Communication (IEEE 802.11b/g)
- Remote Pan and Tilt control
- Multi-camera capability
- Cell Phone Monitoring

\*For US model only



## Network Camera

### BL-C210

(100 V -240 V AC: NTSC,  
220 V -240 V AC: PAL)



- H.264 and JPEG dual stream output
- 3x Digital zoom function(by area)
- TV Connection\*
- External input connector
- Sound Detection Sensor
- Privacy mode
- SSL Support
- Remote Pan and Tilt control
- Multi-camera capability
- Cell Phone Monitoring

\*For US model only



## Network Camera

### BL-C160

(100 V -240 V AC: NTSC,  
220 V -240 V AC: PAL)



- MPEG-4 and JPEG dual stream output
- Built-in LED Light
- Outdoor Ready (IPX4)
- 10x Digital Zoom Function
- Built-in Human Detection Sensor
- Motion Detection Function
- Image Transfer Function
- Cell Phone Monitoring



## Network Camera

### BL-C140

(100 V -240 V AC: NTSC,  
220 V -240 V AC: PAL)



- MPEG-4 and JPEG dual stream output
- Outdoor ready (IPX4)
- 10x Digital Zoom Function
- Motion Detection Function
- Image Transfer Function
- Colour Night View Mode (3.00 lx)
- Cell Phone Monitoring



## Network Camera

### BL-C131\*

(100 V -240 V AC: NTSC,  
220 V -240 V AC: PAL)



- MPEG-4 and JPEG dual stream output
- 10x Digital Zoom Function
- Built-in microphone
- Wireless LAN (802.11b/802.11g)
- Built-in Human Detection Sensor
- Motion Detection Sensor
- Privacy mode
- Remote Pan and Tilt control
- Cell Phone Monitoring

\* Not available in the UK



## Network Camera

### BL-C111\*

(100 V -240 V AC: NTSC,  
220 V -240 V AC: PAL)



- MPEG-4 and JPEG dual stream output
- 10x Digital Zoom Function
- Built-in microphone
- Built-in Human Detection Sensor
- Motion Detection Sensor
- Privacy mode
- Remote Pan and Tilt control
- Cell Phone Monitoring

\* Not available in the UK



**Network Camera**

**BL-C121**

(100 V - 240 V AC: NTSC,  
220 V - 240 V AC: PAL)



- MPEG-4 and JPEG dual stream output
- 10x Digital Zoom Function
- Wireless Communication (IEEE 802.11b/g)
- Built-in microphone
- Multi-camera capability
- Motion Detection Function
- External input and output connector
- Detection Notification Sound
- Cell Phone Monitoring



**Network Camera**

**BL-C101**

(100 V - 240 V AC: NTSC,  
220 V - 240 V AC: PAL)



- MPEG-4 and JPEG dual stream output
- 10x Digital Zoom Function
- Built-in microphone
- Motion Detection Sensor
- Privacy mode
- External input connector
- Detection Notification Sound
- Cell Phone Monitoring



**Network Camera**

**BL-C1\***

(100 V - 240 V AC: NTSC,  
220 V - 240 V AC: PAL)



- 10x Digital Zoom
- Motion Detection
- Cell Phone Monitoring

\* Not available in the UK

\*When you use more than one(1) PCs to see any moving image by H.264, you are requested to buy User License Accessory (Item No. BB-HCA8) additionally. Models: BL-C230 / BL-C210  
\*When you use more than one(1) PCs to see any moving image by MPEG-4, you are requested to buy User License Accessory (Item No. BB-HCA5) additionally.  
Models: BL-C230 / BL-C210 / BL-C160 / BL-C140 / BL-C131 / BL-C111 / BL-C121 / BL-C101

# NETWORK PRODUCTS

## VIDEO RECORDERS



### Network Disk Recorder

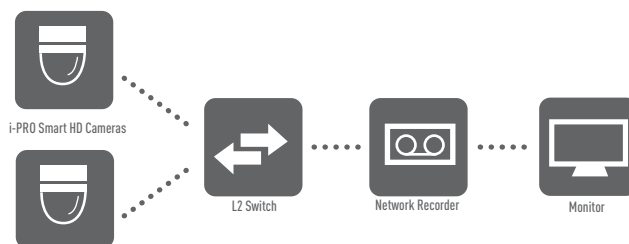
## WJ-NV200

(120 V AC: NTSC, 220 V -240 V AC: PAL)



- H.264, MPEG-4 and JPEG multi format
- Up to 16 network cameras can be connected and recorded.
- Quick setup by automatic camera detection and simple setup wizard without the use of PC
- Simple mouse operation by new GUI without the use of PC
- Supports the Full HD output (HDMI)
- Real Time Face Matching function by matching registered face images with a face displayed on live images
- Plan to support ONVIF early 2011

### EASY OPERATION AND SETUP WITHOUT PC



Additional Business Intelligence Kit for the WJ-NV200

## WJ-NVF20

- New statistical processing functions such as "People counting" and "Face matching / Age & Gender judgment".
- The number of detected human faces can be displayed on a statistical chart separated by age & gender for a single day or a specified time period.
- The statistical data can be saved as a CSV file\* on a SDHC/SD memory card or on a PC connected over a network.
- "FaceApp" is a statistical chart display sample software using CSV files downloaded by Additional Business Intelligence Kit WJ-NVF20.
- Enhancement of the face matching function.

\*CSV file: A file that can be edited using a spreadsheet application such as Microsoft Office Excel.

\*If the WJ-NVF20 is purchased and the registration key registered on the WJ-NV200 before the expiration of the trial period, the WJ-NVF20 can be continuously used.

\*In order to use the Business Intelligence functions of the WJ-NVF20, the HDD has to be formatted. When the HDD is formatted, all the recorded images will be erased. Please backup your data before activating the WJ-NVF20, e.g. Exchanging the HDD before activating the WJ-NVF20



Network Disk Recorder

**WJ-ND400**

(120 V AC: NTSC, 220 V -240 V AC: PAL)



- H.264, MPEG-4 and JPEG multi format
- Up to 64 network cameras can be connected and recorded (Video and Audio)
- Various Recording Mode: Manual, Schedule including Event (Pre/Post), Emergency
- VMD search (works with i-PRO cameras or WJ-NT314)
- Up to 54 HDD slots with 9 HDD slots in the main unit and five WJ-HDE400 optional Extension Units each with 9 HDD slots
- RAID5/6, Embedded OS, Data encryption for reliability



Network Disk Recorder

**WJ-ND300A**

(120 V AC: NTSC, 220 V -240 V AC: PAL)



- H.264, MPEG-4 and JPEG multi format
- Up to 32 network cameras can be connected and recorded
- Up to 8 clients can monitor images and control WJ-ND300A simultaneously
- RAID5 capability with optional WJ-NDB301 RAID5 Board
- Various Recording Mode: Manual, Schedule, Event (Pre/Post), Emergency


OPTIONAL ACCESSORY

Hard Disk Extension Unit  
**WJ-HDE400**



OPTIONAL ACCESSORIES

RAID5 Board  
**WJ-NDB301**



Hard Disk Extension Unit  
**WJ-HDE300**  
(4 drive bays for optional HDD units)



# NETWORK PRODUCTS

## VIDEO ENCODER / DECODER



4 CH H.264 Video Encoder

### WJ-GXE500

(12 V DC or PoE: NTSC, PAL)



- Up to 4 analog cameras can be connected.
- Panasonic Camera Control
- Full frame H.264 transmission for each 4 channels
- Dual H.264 / MPEG-4 and JPEG simultaneous stream output at VGA/D1 image size
- Face detection function detects the position of human face (CH1 only)
- Progressive Output
- Bi-directional audio (1CH)
- Power over Ethernet (PoE) IEEE 802.3af



Multi Channel High Definition Video Decoder

### WJ-GXD400

(12 V DC, 100 V -240 V AC adaptor attached: NTSC, PAL)

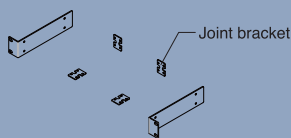


- Up to 256 cameras, including cameras connected to the i-Pro Network Video Encoder (WJ-GXE500/WJ-NT304/WJ-NT314), can be registered
- HDMI interface supporting 1,920 x 1,080 display size
- 1x 4VGA image with 2x VGA images or 6x VGA images can be displayed in multi-screen mode
- Each of VGA images can be displayed at 25 frames/s.
- Superior reliability and installation flexibility with an embedded OS
- Up to 64 camera groups can be registered and called up in response to power on, group sequence and schedule program.

#### OPTIONAL ACCESSORIES

EIA 48.26 cm (19 inch) Rack  
Mount Bracket  
WV-Q204/2S

(for mounting three WJ-GXE500)



#### OPTIONAL ACCESSORIES

EIA 48.26 cm (19 inch) Rack  
Mount Bracket  
WV-Q204/1S  
(for mounting one WJ-GXD400)

EIA 48.26 cm (19 inch) Rack  
Mount Bracket  
WV-Q204/2S  
(for mounting two WJ-GXD400)



\*Only 3 pieces of joint brackets are necessary.  
One piece of joint bracket will be unnecessary.

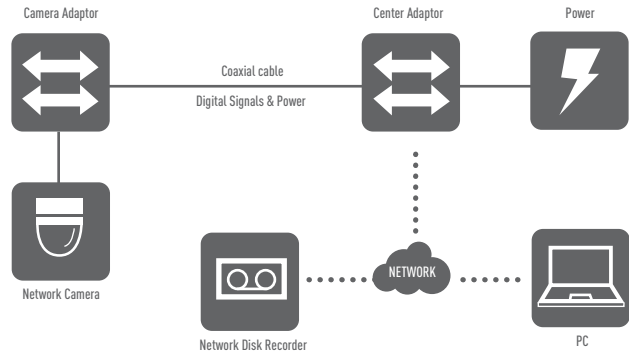
# NETWORK PRODUCTS

## NETWORK CONVERTER



Coaxial-LAN Converter with PoE function  
**BY-HPE11KT**

### SYSTEM EXAMPLE



\*With PoE function: 500 m (1,640 feet 5 inches)/Without PoE function: 2 km (6,561 feet 8 inches)

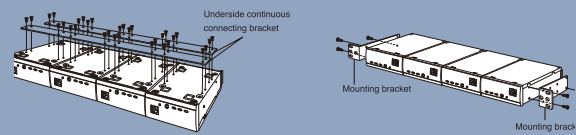
- Easy migration from analog to IP system with existing coaxial cable
- Power over Ethernet (PoE) IEEE 802.3af
- Up to 500 m (1,640 feet 5 inches)\*1 for PoE connections, and 2 km (6,561 feet 8 inches) for non-PoE connections.  
(When used with RG-6/U coaxial cable.)
- 35 Mbps or over for TCP\*2, and 45 Mbps or over for UDP connections.  
(When used with RG-6/U coaxial cable, and for distances under 2 km [6,561 feet 8 inches].)
- No setup required

\* 1 When connected to a Panasonic network camera.

\* 2 Measured using Linux® FTP.

### OPTIONAL ACCESSORIES

Rack Mount Connecting Fitting  
**BY-HCA10**  
(for mounting three or four Center Adaptor)





(Images used for illustrative purposes only)

# NETWORK PRODUCTS SOFTWARE

## IP Matrix Server Software

### WV-ASC970

#### Version 3

- Easy and smooth integration from analog to IP system
- Flexible system design: Analog, IP, and Hybrid analog/IP
- Up to 64 recorders, 1,024 monitors, and 2,048 cameras (in case with encoder) can be registered
- Camera/Sequence/Monitor selection, Camera control and Recorder control can be made with the optional system controller WV-CU950
- Supported Recorders: WJ-ND400 series, WJ-ND300 series, WJ-ND200 series, WJ-HD300 series, WJ-RT416 series, WJ-HD616/716 series

## IP Matrix Client Software

### WV-ASM970

#### Version 2

- Multi-Monitor option enables simultaneous use of Operation screen and Monitor screen (1 / 4 / 7 / 9 / 10 / 13 / 16 split) on a dedicated monitor. Two monitor operation is also available.
- Up to 30 ips/camera can be displayed in 16 split-screen in MPEG-4 2 Mbps mode (depending on the camera, camera setup and PC performance).
- Up to 30 ips/camera can be displayed in 16 split-screen in H.264 1.5 Mbps mode with VGA (depending on the camera, camera setup and PC performance).
- Image resolution dynamically changes depending on the screen mode:VGA for Quad screen, QVGA for 16 split-screen, enabling optimum network usage (depending on the camera mode).

## SYSTEM COMPONENTS

IP Matrix Server Software  
WV-ASC970



(Image used for illustrative purposes only)

IP Matrix Client Software  
WV-ASM970



(Image used for illustrative purposes only)

Ethernet System Controller  
with 3D-Joystick & Jog/Shuttle  
WV-CU950



# NETWORK PRODUCTS SOFTWARE



i-PRO Management Software  
**WV-ASM100**

Version 7



- Supported Recorders: WJ-ND400 Series, WJ-ND300 Series, WJ-ND200 Series, WJ-HD716/616, WJ-HD300A Series, WJ-RT416 Series
- Up to 100 recorders, 64 encoders and 256 directly connected cameras can be registered
- Up to 6,400 cameras registered in the recorders and 256 cameras registered in the encoders are automatically registered
- Up to 16x 30 ips/camera images can be displayed in H.264 1.5 Mbps mode or MPEG-4 2 Mbps mode
- Up to 400 camera groups
- Camera/Group/Sequence selection, Camera control and Recorder control can be made with the optional system controller WV-CU950.



i-PRO Management Software  
**WV-ASM100L**

Version 7



- Supported Recorders: WJ-ND400 Series, WJ-ND300 Series, WJ-ND200 Series, WJ-HD716/616, WJ-HD300A Series, WJ-RT416 Series
- Up to 100 recorders, 64 encoders and 256 directly connected cameras can be registered
- Up to 6,400 cameras registered in the recorders and 256 cameras registered in the encoders are automatically registered
- Up to 16x 30 ips/camera images can be displayed in H.264 1.5 Mbps mode or MPEG-4 2 Mbps mode
- Up to 400 camera groups



Network Camera Recorder with Viewer Software  
**BB-HNP17**



- H.264, MPEG-4 and JPEG recording
- Supports the recording and playback of H.264 cameras
- Supports resolutions of 1280 × 960
- Remote Access Function
- Up to 64 cameras Register
- Event Detection Recording
- Flexible Layout
- Preset Sequence
- Timer recording with preset designation
- Pop-up display
- Time specified colour night view

## OPTIONAL ACCESSORY

Ethernet System Controller  
with 3D-Joystick & Jog/Shuttle  
**WV-CU950**

(Not available for WV-ASM100L)



# ANALOG PRODUCTS

## DOME CAMERAS



**Super Dynamic 6**  
Weather Resistant Dome Camera

### WV-CW590 SERIES

WV-CW590 (220 V ~ 240 V AC: PAL)  
WV-CW594 (24 V AC: PAL)



- High resolution: 650 TV lines
- High sensitivity: 0.5 lx (Colour), 0.04 lx (B/W) at F1.4 (Wide)
- **Super Dynamic 6** 160x (PAL) wider dynamic range
- Standard auto tracking
- IP66 rated water and dust resistant
- 36x optical zoom lens with 20x digital zoom



**Super Dynamic III**  
Weather Resistant Dome Camera

### WV-CW970 SERIES

WV-CW970 (220 V ~ 240 V AC: PAL)  
WV-CW974 (24 V AC: NTSC, PAL)



- High sensitivity: 0.5 lx (Colour), 0.04 lx (B/W) at F1.4 (Wide) / 0.016 lx (Colour), 0.0013 lx (B/W) at F1.4 (Wide) with Sens Up 32x
- **Super Dynamic III** 128x (NTSC) / 160x (PAL) wider dynamic range
- Advanced auto tracking
- IP66 rated water and dust resistant
- 30x optical zoom lens with 10x digital zoom



**Super Dynamic III**  
Weather Resistant Dome Camera

### WV-CW960

WV-CW960 (220 V ~ 240 V AC: PAL)  
WV-CW964 (24 V AC: NTSC, PAL)



- High sensitivity: 0.5 lx (Colour), 0.04 lx (B/W) at F1.4 (Wide) / 0.016 lx (Colour), 0.0013 lx (B/W) at F1.4 (Wide) with Sens Up 32x
- **Super Dynamic III** 128x (NTSC) / 160x (PAL) wider dynamic range
- Standard auto tracking
- IP66 rated water and dust resistant
- 30x optical zoom lens with 10x digital zoom

#### OPTIONAL ACCESSORIES

Wall Mount Bracket  
WV-Q122



Wall Bracket  
CW960WB



Swan Neck  
CW960SN



Corner Mount  
CW960CM



Pendant Mount  
CW960PM



#### OPTIONAL ACCESSORIES

Wall Mount Bracket  
WV-Q122



Wall Bracket  
CW960WB



Swan Neck  
CW960SN



Corner Mount  
CW960CM



Pendant Mount  
CW960PM



#### OPTIONAL ACCESSORIES

Wall Mount Bracket  
WV-Q122



Wall Bracket  
CW960WB



Swan Neck  
CW960SN



Corner Mount  
CW960CM



Pendant Mount  
CW960PM





Super Dynamic III  
Day/Night Dome Camera

**WV-CS950 SERIES**

WV-CS950 (220 V -240 V AC: PAL)  
WV-CS954 (24 V AC: NTSC, PAL)



- High sensitivity: 0.5 lx (Colour), 0.04 lx (B/W) at F1.4 (Wide)
- **Super Dynamic III** 128x (NTSC) / 160x (PAL) wider dynamic range
- Auto tracking capability
- 30x optical zoom lens with 10x digital zoom



Super Dynamic 6  
Day/Night Dome Camera

**WV-CS580 SERIES**

WV-CS580 (220 - 240 V AC: PAL)  
WV-CS584 (24 V AC)



- High Resolution: 650 TV lines
- High Sensitivity with Day/Night function: 0.5 lx (colour), 0.04 lx (B/W) at F1.4 (wide)
- **Super Dynamic 6** delivers 160x wider dynamic range
- 36x optical zoom
- Standard auto tracking
- VMD (video motion detection)



Dome Camera

**WV-CS570 SERIES**

WV-CS570 (220 V -240 V AC: PAL)  
WV-CS574 (24 V AC: NTSC, PAL)



- High resolution: 510 TV lines (Colour, High)
- High sensitivity: 1.0 lx (Colour) at F1.6 (Wide)
- 22x optical zoom lens with 10x digital zoom

OPTIONAL ACCESSORIES

Ceiling Mount Bracket  
**WV-Q105**



Embedded Ceiling Mount Bracket  
**WV-Q116**



Pendant Mount Bracket  
**WV-Q117**



Wall Mount Brackets  
**WV-Q118**



Smoke Dome Cover  
**WV-CS3S**



**AT500W PSU**

OPTIONAL ACCESSORIES

Ceiling Mount Bracket  
**WV-Q105**



Embedded Ceiling Mount Bracket  
**WV-Q116**



Pendant Mount Bracket  
**WV-Q117**



Wall Mount Brackets  
**WV-Q118**



Smoke Dome Cover  
**WV-CS3S**



**AT500W PSU**

OPTIONAL ACCESSORIES

Ceiling Mount Bracket  
**WV-Q105**



Embedded Ceiling Mount Bracket  
**WV-Q116**



Pendant Mount Bracket  
**WV-Q117**



Wall Mount Brackets  
**WV-Q118**



Smoke Dome Cover  
**WV-CS3S**



**AT500W PSU**

# ANALOG PRODUCTS

## FIXED DOME CAMERAS



Super Dynamic 5  
Fixed Dome Camera

### WV-CF504

WV-CF504 (24 V AC or 12 V DC: NTSC, PAL)



- High resolution: 650 TV lines typical(Colour), 700 TV lines (B/W)
- High sensitivity: 0.1 lx (Colour), 0.01 lx (B/W) at F1.4 (Wide) / 0.003 lx (Colour), 0.0003 lx (B/W) at F1.4 (Wide) with Sens Up 32x
- **Super Dynamic 5** delivers Superior image by fusion of Super Dynamic, ABS (Adaptive Black Stretch) and i-VMD (Intelligent-Video Motion Detection) intelligence technology



Super Dynamic 5  
Vandal Resistant Fixed Dome Camera

### WV-CW500 SERIES

WV-CW500S (220 V -240 V AC: PAL)  
WV-CW504S (24 V AC or 12 V DC: NTSC, PAL)  
WV-CW504F (24 V AC or 12 V DC: NTSC)



- High resolution: 650 TV lines typical(Colour), 700 TV lines (B/W)
- High sensitivity: 0.1 lx (Colour), 0.01 lx (B/W) at F1.4 (Wide) / 0.003 lx (Colour), 0.0003 lx (B/W) at F1.4 (Wide) with Sens Up 32x
- **Super Dynamic 5** delivers Superior image by fusion of Super Dynamic, ABS (Adaptive Black Stretch) and i-VMD (Intelligent-Video Motion Detection) intelligence technology



Vandal Resistant Fixed Dome Camera

### WV-CW334/CW364

WV-CW334S (24 V AC or 12 V DC: NTSC, PAL)  
WV-CW364S (24 V AC or 12 V DC: NTSC, PAL)



- High sensitivity: 0.6 lx (Colour) 0.4 lx (B/W) at F1.3(Wide) (WV-CW334)
- High sensitivity: 0.6 lx (Colour) 0.05 lx (B/W) at F1.3(Wide) (WV-CW364)
- 2.8 mm ~ 10 mm 3.6x Varifocal Auto Iris lens
- Adaptive Black Stretch enhances visibility of dark area
- IP66 rated water and dust resistant

#### OPTIONAL ACCESSORIES

Embedded Ceiling  
Mount Bracket  
WV-Q175



Smoke Dome  
Cover  
WV-CW4S



#### OPTIONAL ACCESSORIES

Mount Bracket for  
WV-CW504F  
WV-Q115



Heater Unit  
WV-CW5H



Embedded Ceiling  
Mount Bracket  
WV-Q169



Smoke Dome  
Cover  
WV-CW4S



#### OPTIONAL ACCESSORIES

Heater Unit  
WV-CW5H



Embedded Ceiling  
Mount Bracket  
WV-Q169



Smoke Dome  
Cover  
WV-CW4S





Day/Night Fixed Dome Camera (for PAL only)

## WV-CF334/CF364

WV-CF334 (24 V AC or 12 V DC: PAL)

WV-CF364 (24 V AC or 12 V DC: PAL)



(WV-CF334)



(WV-CF364)

- High sensitivity: 0.6 lx (Colour) 0.4 lx (B/W) at F1.3(Wide) (WV-CF334)
- High sensitivity: 0.6 lx (Colour) 0.05 lx (B/W) at F1.3(Wide) (WV-CF364)
- 2.8 mm – 10 mm 3.6x Varifocal Auto Iris lens
- Adaptive Black Stretch enhances visibility of dark area

### OPTIONAL ACCESSORIES

Embedded Ceiling  
Mount Bracket  
WV-Q168



Smoke  
Dome Cover  
WV-CF5S



# ANALOG PRODUCTS

## FIXED DOME CAMERAS



Day/Night Fixed Dome Camera  
**WV-CF324**  
(24 V AC or 12 V DC: NTSC, PAL)



- High sensitivity: 0.9 lx (Colour), 0.6 lx (B/W) at F1.3 (Wide)
- 3.6x (2.8 mm ~ 10 mm) varifocal lens built-in
- Auto Back Focus (ABF) adjustment
- Adaptive Black Stretch enhances the visibility of dark area
- Metal body and polycarbonate dome cover



Day/Night Fixed Dome Camera  
**WV-CF284/CF294**  
WV-CF284 (24 V AC or 12 V DC: NTSC, PAL)  
WV-CF294 (24 V AC or 12 V DC: NTSC, PAL)



- High sensitivity: 0.9 lx (Colour), 0.6 lx (B/W)
- WV-CF294: 3.6x (2.8 mm ~ 10 mm) varifocal lens built-in
- WV-CF284: 2x (2.8 mm ~ 6.0 mm) varifocal lens built-in
- Auto Back Focus (ABF) adjustment (WV-CF294 only)
- Adaptive Black Stretch



Day/Night Mini Fixed Dome Camera (for PAL only)  
**WV-CF102**  
(12 V DC: PAL)



- High resolution: 540 TV lines
- High sensitivity: 1.2 lx (Colour), 0.9 lx (B/W) at F2.0
- 108 mm in diameter compact design
- 2.5 mm fixed focal lens
- Adaptive Black Stretch enhances the visibility of dark area

### OPTIONAL ACCESSORIES

Smoke  
Dome Cover  
**WV-CF5S**



### OPTIONAL ACCESSORIES

Embedded Ceiling  
Mount Bracket  
**WV-0168**



Smoke  
Dome Cover  
**WV-CF5S**



### OPTIONAL ACCESSORIES

Smoke  
Dome Cover  
**WV-CF5S**



# ANALOG PRODUCTS FIXED CAMERAS



Lens: optional

WV-CP500 / WV-CP500L

WV-CP504 WV-CP504L



## Super Dynamic III Weather Resistant Day/Night Camera

### WV-CW380

WV-CW380 (220 V - 240 V AC: PAL)  
WV-CW384 (24 V AC or 12 V DC: NTSC, PAL)



Lens: optional

## Day/Night Camera

### WV-CP290 SERIES

WV-CP290 (120 V AC: NTSC, 220 V - 240V AC: PAL)  
WV-CP294 (24 V AC or 12 V DC: NTSC, PAL)

## Super Dynamic 5, Day/Night Camera

### WV-CP500 SERIES

WV-CP500 (120V AC: NTSC, 220 V - 240 V AC: PAL)  
WV-CP504 (24 V AC or 12 V DC: NTSC, PAL)

### WV-CP500L\* SERIES

WV-CP500L (220 V - 240 V AC: PAL)  
WV-CP504L (24 V AC or 12 V DC: PAL)



- High resolution: 650 TV lines typical (Colour), 700 TV lines (B/W) (WV-CP500)
- High resolution: 650 TV lines typical (WV-CP500L)
- High sensitivity: 0.1 lx (Colour), 0.01 lx (B/W) at F1.4 / 0.003 lx (Colour), 0.0003lx (B/W) at F1.4 with Sens Up 32x (WV-CP500)
- High sensitivity: 0.1 lx (Colour), 0.07 lx (B/W) at F1.4 / 0.003 lx (Colour), 0.002lx (B/W) at F1.4 with Sens Up 32x (WV-CP500L)
- Super Dynamic 5 delivers Superior image by fusion of Super Dynamic, ABS (Adaptive Black Stretch) and i-VMD

\* Not available in the UK



- High sensitivity: 0.65 lx (Colour), 0.09 lx (B/W) at F1.6 / 0.065 lx (Colour), 0.009 lx (B/W) at F1.6 with Sens Up 10x
- Super Dynamic III 128x (NTSC) / 160x (PAL) wider dynamic range
- ABF (Auto Back Focus) adjustment
- IP66 rated water and dust resistant
- Built-in heater function for varying temperature
- 5.0 mm ~ 40 mm, 8x varifocal lens with 2x digital zoom



- High resolution: 540 TV lines
- High sensitivity: 0.6 lx (Colour), 0.04 lx (B/W) at F1.2
- ABS (Adaptive Black Stretch) enhances visibility of dark area without degrading image quality in bright area.



## High Sensitive Day/Night Camera

### WV-CL930 SERIES

WV-CL930 (120 V AC: NTSC, 220 V - 240V AC: PAL)  
WV-CL934 (24 V AC or 12 V DC: NTSC, PAL)  
WV-CLR930 (220 V - 240 V AC with RS-485 control IF: PAL)  
WV-CLR934 (24 V AC or 12 V DC with RS-485 control IF: PAL)



- 1/2 type interline transfer CCD
- Ultra high sensitivity: 0.09 lx (Colour), 0.008 lx (B/W) at F1.4 / 0.003 lx (Colour), 0.0003 lx (B/W) at F1.4 with Sens Up 32x
- ABF (Auto Back Focus) adjustment
- Built-in VMD (Video Motion Detector)



Lens: optional

## Day/Night Camera

### WV-CP280 SERIES

WV-CP280 (120 V AC: NTSC, 220 V - 240V AC: PAL)  
WV-CP284 (24 V AC or 12 V DC: NTSC, PAL)



- High resolution: 540 TV lines (Colour)
- High sensitivity: 0.6 lx (Colour), 0.4 lx (B/W) at F1.2
- ABS (Adaptive Black Stretch) feature transforms shadows and dark areas into natural and crisp images in real time



## Day/Night Camera (for PAL only)

### WV-CZ362

(12 V DC: PAL)



- High resolution: 510 TV lines (Colour, High) and 570 TV lines (B/W)
- High sensitivity: 0.6 lx (Colour), 0.04 lx (B/W)
- 22x optical zoom lens with 10x digital zoom

# ANALOG PRODUCTS

## DIGITAL VIDEO RECORDERS & SYSTEM CONTROLLERS



16ch Real-time H.264 Digital Disk Recorder

### WJ-HD716

(120 V AC: NTSC, 220 V -240 V AC: PAL)

16ch H.264 Digital Disk Recorder

### WJ-HD616

(120 V AC: NTSC, 220 V -240 V AC: PAL)



8ch Real-time H.264 Digital Disk Recorder  
(for PAL only)

### WJ-HL208

(100 V -240 V AC: PAL)

4ch Real-time H.264 Digital Disk Recorder  
(for PAL only)

### WJ-HL204

(100 V -240 V AC: PAL)



Ethernet System Controller  
with 3D-Joystick & Jog/Shuttle

### WV-CU950

RS-485 System Controller  
with 3D-Joystick & Jog/Shuttle

### WV-CU650



- Dual HDMI Full HD 1080i (1,920 x 1,080) display
- H.264 (High Profile) codec reduces bandwidth by up to 40 % compared with MPEG-4
- SD5Link (Super Dynamic 5 Link) with i-VMD (intelligent-Video Motion Detection) alarm
- Real-time recording (WJ-HD716) and 16ch 2x monitors real-time live
- Up to 31 HDD slots with 4 HDD slots in the main unit and three WJ-HDE400 optional Extension Units each with 9 HDD slots

- H.264 codec for efficient digital video recording
- Real time recording @ CIF resolution  
WJ-HL208: 200 ips  
WJ-HL204: 100 ips
- 4 recording qualities and 3 recording resolution
- Easy Operation with user-friendly GUI (Graphical User Interface) and Mouse
- Equipped with 3 HDD slots

#### WV-CU950

- For smooth operation of Ethernet/PS
- Data interfaced devices, WV-ASM100/WV-ASC970 and System650EX/System650/System150 (WJ-SX150A version 2.0 or higher)
- Integrated system control: camera, recorder and switcher
- User level management and user assignable buttons
- Universal design for Right or Left handed

#### WV-CU650

- For smooth operation of PS
- Data interfaced devices, and System650/System150 (WJ-SX150A version 2.0 or higher)
- Integrated system control: camera, recorder and switcher
- User level management and user assignable buttons
- Universal design for Right or Left handed

#### OPTIONAL ACCESSORIES

HDD Canister  
WJ-HDU40K

Hard Disk Extension Unit  
WJ-HDE400

RAID Board  
WJ-HDB601



Built-in DVD Drive  
WJ-HDB611

# ANALOG PRODUCTS

## MATRIX SWITCHING SYSTEM



512 Inputs Matrix Switching System  
**SYSTEM650EX** WITH WV-ASC970

- Up to 512 inputs and 64 outputs
- Simultaneous use of up to 64 WV-CU950 Ethernet System Controllers
- Up to 512 users
- Up to 32 recorders (WJ-HD716/WJ-HD616, WJ-HD300A Series, WJ-RT416 Series)
- Up to 64 Satellite domains



256 Inputs Matrix Switching System  
**SYSTEM650**

- Up to 256 inputs and 32 outputs
- Simultaneous use of up to 16 WV-CU650 RS-485 System Controllers
- Up to 60 users
- Up to 16 recorders (WJ-HD716/WJ-HD616, WJ-HD300A Series, WJ-RT416 Series)

### SYSTEM650EX / SYSTEM650 SYSTEM COMPONENTS


Matrix Switcher  
**WJ-SX650**




Card Cage  
**WJ-SX650U**




Video Input Board  
**WJ-PB65C32**  
(32 inputs)



Video Output Board  
**WJ-PB65M16**  
(16 outputs)



Network Board  
**WJ-PB65E01**  
(for System650EX only)



D-sub/BNC Video Cable  
**WJ-CA68** (0.5 m)



Expansion Cable Kit  
**WJ-CA65L20K** (2 m)  
**WJ-CA65L07K** (0.7 m)



RS-485 System Controller  
with 3D-Joystick & Jog/  
Shuttle  
**WV-CU650**  
(for System650 only)



Ethernet System Controller  
with 3D-Joystick & Jog/  
Shuttle  
**WV-CU950**



IP Matrix Server Software  
**WV-ASC970** (Version 3)  
(for System650EX only)



(Image used for illustrative purposes only)

IP Matrix Client Software  
**WV-ASM970** (Version 2)



(Image used for illustrative purposes only)

# LENSES

## LENSES OVERVIEW

1/3 TYPE VARIABLE FOCAL LENSES	  		
	2x Variable WV-LZA62/2	2x Variable WV-LZA61/2S	8x Variable WV-LZ62/8S
	2.8 mm ~ 6 mm F1.4 (wide) F2.1 (tele)	3.8 mm ~ 8 mm F1.4 (wide) F1.8 (tele)	5 mm ~ 40 mm F1.6 (wide) F1.9 (tele)
Focal Length	2.8 mm ~ 6 mm	3.8 mm ~ 8 mm	5 mm ~ 40 mm
Iris Type	Automatic	Automatic	Automatic
Optical Filter Size	None	M30.5 mm, P = 0.5 mm	None
Mount	Special C-Mount	Special C-Mount, (CS-Mount, 1-32UN)	Special C-Mount, (CS-Mount, 1-32UN)
Dimensions (W x H x D)	64 mm x 60 mm x 60.9 mm	60.5 mm x 53 mm x 45.3 mm	61 mm x 52 mm x 65 mm

## CAMERAS / LENSES COMBINATION CHART

TYPE OF LENS	MODEL NO.	FOCAL LENGTH	1/3 TYPE CCD CAMERAS			1/2 TYPE CCD CAMERA
			WV-SP306 WV-SP305 WV-SP302 WV-NP502	WV-CP280	WV-CP290 WV-CP294 WV-CP500 WV-CP500L	WV-CL930
1/3 TYPE ALC VARIABLE FOCAL	WV-LZA62/2	2.8 mm ~ 6 mm	YES	Possible	YES	NO
	WV-LZA61/2S	3.8 mm ~ 8 mm	NO	YES	YES	NO
	WV-LZ62/8S	5 mm ~ 40 mm	NO	YES	YES	NO

# LENSES SELECTION CHART

The examples displayed below are monitor images captured with 1/3 type cameras, illustrating the relationship between lens focal length and the capture image. Use these images to select the type of lens best suited to your application.

LENS & FOCAL LENGTH		DISTANCE BETWEEN CAMERA AND SUBJECT				
		2 M	4 M	6 M	8 M	10 M
1/3 TYPE LENS	2x Variable Focal WV-LZA61/2S  3.8 mm (Wide)					
	Ratio 84% 2.5(W) m x 1.9(H) m	Ratio 42% 5.1(W) m x 3.8(H) m	Ratio 28% 7.6(W) m x 5.7(H) m	Ratio 21% 10.1(W) m x 7.6(H) m	Ratio 17% 12.6(W) m x 9.5(H) m	
	8 mm (Standard)					
	Ratio 178% 1.2(W) m x 0.9(H) m	Ratio 89% 2.4(W) m x 1.8(H) m	Ratio 59% 3.6(W) m x 2.7(H) m	Ratio 44% 4.8(W) m x 3.6(H) m	Ratio 36% 6.0(W) m x 4.5(H) m	
	5 mm (Wide)					
	Ratio 111% 1.9(W) m x 1.4(H) m	Ratio 56% 3.8(W) m x 2.9(H) m	Ratio 37% 5.8(W) m x 4.3(H) m	Ratio 28% 7.7(W) m x 5.8(H) m	Ratio 22% 9.6(W) m x 7.2(H) m	
8x Variable Focal WV-LZ62/8S  40 mm (Tele)						
Ratio 889% 0.24(W) m x 0.18(H) m	Ratio 444% 0.48(W) m x 0.36(H) m	Ratio 296% 0.72(W) m x 0.54(H) m	Ratio 222% 0.96(W) m x 0.72(H) m	Ratio 178% 1.2(W) m x 0.9(H) m		
2.8 mm (Super Wide)						
Ratio 62% 3.4(W) m x 2.6(H) m	Ratio 31% 6.9(W) m x 5.1(H) m	Ratio 21% 10.3(W) m x 7.7(H) m	Ratio 16% 13.7(W) m x 10.3(H) m	Ratio 12% 17.1(W) m x 12.9(H) m		
6 mm (Wide)						
Ratio 133% 1.6(W) m x 1.2(H) m	Ratio 67% 3.2(W) m x 2.4(H) m	Ratio 44% 4.8(W) m x 3.6(H) m	Ratio 33% 6.4(W) m x 4.8(H) m	Ratio 27% 8.0(W) m x 6.0(H) m		

\*Because of monitor over scan, actual images seen may differ slightly from those shown here.

\*"Capture image" is the area included in the image by the camera. "Ratio" determines the proportion of this area occupied by the subject in the image that appears on the monitor (Height). If the subject fills the whole screen with the ratio set at 100%, reducing the ratio to 50% will make the subject only half as large.

\*When the distance from the camera to the subject is 10 m or more, set both distance to subject and lens focal length to 10x.

# INDEX

## BB

BB-HCA1A-B	Camera Cover (Smoke)	06
BB-HCA10	Ceiling Flush Mount Bracket	11
BB-HCA11	Ceiling Flush Mount Bracket	10
BB-HCA3	AC Adaptor	10
BB-HCA7	AC Adaptor	11
BB-HCM511	Network Camera	15
BB-HCM527	Dome Network Camera	11
BB-HCM531	Network Camera	14
BB-HCM547	Dome Network Camera	11
BB-HCM580	Dome Network Camera	06
BB-HCM581	Dome Network Camera	06
BB-HCM701	Fixed Dome Network Camera	11
BB-HCM705	Fixed Dome Network Camera	10
BB-HCM715	Network Camera	14
BB-HCM735	Network Camera	14
BB-HNP17	Network Camera Recorder with Viewer Software	23

## BL

BL-C1	Network Camera	17
BL-C101	Network Camera	17
BL-C111	Network Camera	16
BL-C121	Network Camera	16
BL-C131	Network Camera	16
BL-C140	Network Camera	16
BL-C160	Network Camera	16
BL-C210	Network Camera	16
BL-C230	Network Camera	16

## BY

BY-HPE11KT	Coaxial-LAN Converter	21
BY-HCA10	Rack Mount Connecting Fitting	21

## WJ

WJ-CA65L20K/L07K	Expansion Cable Kit (System650)	31
WJ-CA68	D-sub/BNC Video Cable (System650)	31
WJ-GXD400	Multi Channel High Definition Video Decoder	20
WJ-GXE500	4 CH H.264 Video Encoder	20
WJ-HD616	16ch H.264 Digital Disk Recorder	30
WJ-HD716	16ch Real-time H.264 Digital Disk Recorder	30
WJ-HDB601	RAID Board (WJ-HD616/HD716)	30
WJ-HDB611	Built-in DVD Drive (WJ-HD616/HD716)	30
WJ-HDE300	Hard Disk Extension Unit	30
WJ-HDE400	Hard Disk Extension Unit	30

## WJ-HDU40K

## WJ-HL204

## WJ-HL208

## WJ-ND300A

## WJ-ND400

## WJ-NDB301

## WJ-NV200

## WJ-NVF20

## WJ-PB65C32

## WJ-PB65E01

## WJ-PB65M16

## WJ-SX650

## WJ-SX650U

## WV-A

## WV-ASC970

## WV-ASM100

## WV-ASM100L

## WV-ASM970

## WV-C

## WV-CF5S

## WV-CF102

## WV-CF284/CF294

## WV-CF324

## WV-CF334/CF364

## WV-CF504

## WV-CL930

## WV-CP280

## WV-CP290

## WV-CP500

## WV-CP500L

## WV-CS2S

## WV-CS3S

## WV-CS570 Series

## WV-CS580 Series

## WV-CS950 Series

## WV-CU650

## WV-CU950

## WV-CW334/CW364

## WV-CW4C

## WV-CW4H

## WV-CW4S

## HDD Canister 30

## 4ch Real-time H.264 Digital Disk Recorder 30

## 8ch Real-time H.264 Digital Disk Recorder 30

## Network Disk Recorder 19

## Network Disk Recorder 19

## RAID5 Board for WJ-ND300A 19

## Network Disk Recorder 18

## Additional Business Intelligence Kit 18

## Video Input Board (System650) 31

## Network Board (System650EX only) 31

## Video Output Board (System650) 31

## Matrix Switcher 17 31

## Card Cage 31

## IP Matrix Server Software 22

## i-PRO Management Software 23

## i-PRO Management Software 23

## IP Matrix Client Software 22

## Smoke Dome Cover 27

## Day/Night Mini Fixed Dome Camera 28

## Day/Night Fixed Dome Camera 28

## Day/Night Fixed Dome Camera 28

## Day/Night Fixed Dome Camera 27

## Super Dynamic 5 Fixed Dome Camera 26

## Series High Sensitive Day/Night Camera 29

## Series Day/Night Camera 29

## Series Day/Night Camera 29

## Series Super Dynamic 5 Day/Night Camera 29

## Series Super Dynamic 5 Day/Night Camera 29

## Smoke Dome Cover 25

## Smoke Dome Cover 25

## Dome Camera 25

## Super Dynamic 6 Day/Night Dome Camera 25

## Super Dynamic III Day/Night Dome Camera 25

## RS-485 System Controller with 3D-Joystick & Jog/Shuttle 30

## Ethernet System Controller with 3D-Joystick & Jog/Shuttle 30

## Vandal Resistant Fixed Dome Camera 26

## Clear Dome Cover 26

## Heater Unit 26

## Smoke Dome Cover 26

## WV-C (CONT.)

WV-CW5H	Heater Unit	26
WV-CW380	Series Super Dynamic III Weather Resistant Day/Night Camera	29
WV-CW500	Series Super Dynamic 5 Vandal Resistant Fixed Dome Camera	29
WV-CW590	Series Super Dynamic 6 Weather Resistant Dome Camera	29
WV-CW960 Series	Super Dynamic III Weather Resistant Dome Camera	24
WV-CW970	Series Super Dynamic III Weather Resistant Dome Camera	24
WV-CZ362	Day/Night Camera	29

## WV-L

WV-LZ62/8S	1/3 type 8x Varifocal Lens	32
WV-LZA61/2S	1/3 type 2x Varifocal Lens	32
WV-LZA62/2	1/3 type High Resolution 2x Varifocal Lens	32

## WV-N

WV-NF5S	Smoke Dome Cover	28
WV-NP502	Super Dynamic HD Network Camera	13
WV-NS202A	Super Dynamic III Day/Night Dome Network Camera	06
WV-NS950 Series	Super Dynamic III Day/Night Dome Network Camera	06
WV-NW502S	Super Dynamic HD Vandal Resistant Fixed Dome Network Camera	07
WV-NW960	Series Super Dynamic III Weather Resistant Dome Network Camera	05

## WV-Q

WV-Q105	Ceiling Mount Bracket	08
WV-Q106	Embedded Ceiling Mount Bracket	06
WV-Q115	Mount Bracket for WV-CW504F	26
WV-Q116	Embedded Ceiling Mount Bracket	06
WV-Q117	Pendant Mount Bracket	06
WV-Q118	Wall Mount Bracket	06
WV-Q122	Wall Mount Bracket	24
WV-Q150C	Wall Mount Bracket (Clear)	06
WV-Q150S	Wall Mount Bracket (Smoke)	06
WV-Q151C	Embedded Ceiling Mount Bracket (Clear)	06
WV-Q151S	Embedded Ceiling Mount Bracket (Smoke)	06
WV-Q152C	Indoor Dome Cover (Clear)	06
WV-Q152S	Indoor Dome Cover (Smoke)	06
WV-Q153	Inner Dome Cover	06

WV-Q154C	Wall Mount Brackets (Clear)	06
WV-Q154S	Wall Mount Brackets (Smoke)	06
WV-Q155C	Embedded Ceiling Mount Brackets (Clear)	06
WV-Q155S	Embedded Ceiling Mount Brackets (Smoke)	06
WV-Q156C	Indoor Dome Covers (Clear)	06
WV-Q156S	Indoor Dome Covers (Smoke)	06
WV-Q157	Inner Dome Cover	06
WV-Q168	Embedded Ceiling Mount Bracket (AV-light gray)	28
WV-Q169	Embedded Ceiling Mount Bracket	07
WV-Q174	Embedded Ceiling Mount Bracket (Sail white)	08
WV-Q175	Embedded Ceiling Mount Bracket	26
WV-Q204/1S	Rack Mount Bracket	20
WV-Q204/2S	Rack Mount Bracket	20

## WV-S

WV-SC384	HD Dome Network Camera	04
WV-SC385	Super Dynamic HD Dome Network Camera	04
WV-SF332	Fixed Dome Network Camera	09
WV-SF335	HD Fixed Dome Network Camera	09
WV-SF336	HD Fixed Dome Network Camera	10
WV-SF342	Vandal Resistant Fixed Dome Network Camera	10
WV-SF346	HD Vandal Resistant Fixed Dome Network Camera	10
WV-SP102	Network Camera	12
WV-SP105	HD Network Camera	12
WV-SP302	Network Camera	13
WV-SP305	HD Network Camera	13
WV-SP306	HD Network Camera	12
WV-SW352	Super Dynamic Vandal Resistant Fixed Dome Network Camera	07
WV-SW355	Super Dynamic HD Vandal Resistant Fixed Dome Network Camera 5	07
WV-SW395	Super Dynamic Weather Resistant HD Dome Network Camera	04
WV-SW3H	Smoke Dome Cover	07



# Panasonic

ideas for life

Panasonic System Networks Europe  
Panasonic House, Willoughby Road  
Bracknell, Berkshire RG12 8FP

3013 Lake Drive  
Citywest Business Campus  
Dublin 24

0844 844 3888  
system.solutions@eu.panasonic.com

We expressly reserve the right to make reasonable changes to models, dimensions, colours as well as to make modifications that bring our products in line with state-of-the-art technology.