



PRODUCT SPECIFICATION

PM2000/PM2010 Mount CEILING/PEDESTAL MOUNT, HEAVY DUTY, PAN/TILT AND ENCLOSURE



Product Features

- Ceiling/Pedestal Mounting
- Supports up to 125 Pounds (56.62 kg)
- For use with Medium- and Heavy-Duty Pan/Tilts
- Optional Adapter Available for use with Enclosures
- Optional Support Struts Available for use in High Wind Applications
- Cable Feedthrough Holes (Top and Bottom)

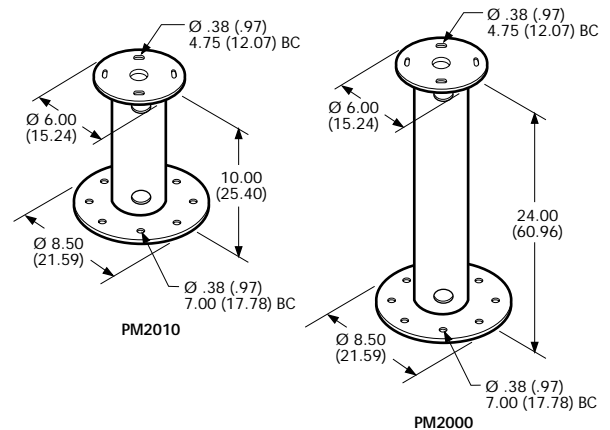
The **PM2000/PM2010** are universal pedestal mounts designed for use with medium- and heavy-duty pan/tilts, including Legacy® and Esprit™ integrated positioning systems. Constructed from aluminum, these mounts will safely support up to 125 pounds (56.62 kg). Optional adapters are available for various pan/tilt and enclosure applications.

The **PM2000** height is 24 inches (60.96 cm) and the **PM2010** height is 10 inches (25.40 cm). The use of two or more ST1 support struts greatly increases horizontal stability in high wind installations.

The **PM2000/PM2010** can also be adapted for use with enclosures when used with the AH1000 or AH2000 adjustable head. The AH1000 and AH2000 allow 360 degree positioning of the enclosure; the AH1000 is for use with EH3512/EH4700 Series enclosures and the AH2000 is for use with EH5700, EH6740-1, EH8106, EH8108, and EHX*E Series enclosures.

In certain applications, the AH1000 or AH2000 can be utilized alone.

When mounting a Legacy® integrated positioning system on the PM2000 or PM2010, the PA2000 adapter must also be used. No adapter is required when using the Esprit™ integrated positioning system with factory-supplied EPP pedestal adapter plate.



NOTE: VALUES IN PARENTHESES ARE CENTIMETERS; ALL OTHERS ARE IN INCHES.



International Standards Organization Registered Firm ISO 9001 Quality System



TECHNICAL SPECIFICATIONS

MODELS

PM2000	Ceiling/pedestal mount, 24-inch (60.96 cm) height.
PM2010	Ceiling/pedestal mount, 10-inch (25.40 cm) height.

RELATED PRODUCTS

AH1000	Manually adjustable pan/tilt head for use with EH3512/EH4700 Series enclosures on PM2000/PM2010 mounts.
AH2000	Manually adjustable pan/tilt head for use with EH5700, EH6740-1, EH8106, EH8108 and EHX*E Series enclosures on PM2000/PM2010.
PA2000	Mount adapter. Required for use with Legacy® integrated positioning systems.
ST1	Support strut; for use with PM2000 in high wind applications.



AH1000



AH2000



PA2000



ST1

MECHANICAL

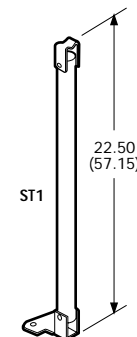
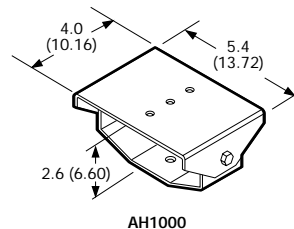
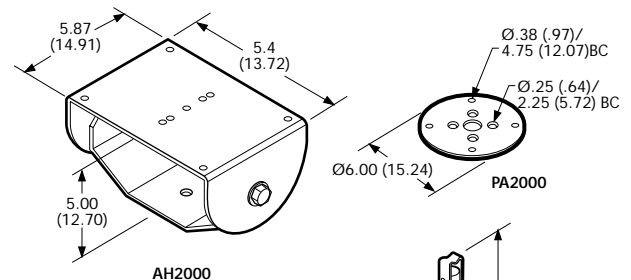
Pan Adjustment	360° (models AH1000 and AH2000 only)
Tilt Adjustment	±90° (models AH1000 and AH2000 only)
Mounting Method	Secure to a solid surface with fasteners of a suitable size (not supplied)

GENERAL

Construction	Aluminum	
Finish	Gray polyester powder coat	
Maximum Load		
PM2000/PM2010	125 lb (56.62 kg)	
Weight	<u>Unit</u>	<u>Shipping</u>
AH1000	0.88 lb (.40 kg)	2 lb (.9 kg)
AH2000	2.92 lb (1.32 kg)	4 lb (1.81 kg)
PA2000	0.63 lb (.28 kg)	1 lb (.45 kg)
PM2000	4.19 lb (1.90 kg)	6 lb (2.71 kg)
PM2010	2.88 lb (1.31 kg)	5 lb (2.27 kg)
ST1	1.34 lb (.61 kg)	3 lb (1.35 kg)

CERTIFICATIONS

- ◆ UL listed to Standard 2044



NOTE: VALUES IN PARENTHESES ARE CENTIMETERS; ALL OTHERS ARE IN INCHES.

Indicates change or addition since last revision.

Specifications subject to change without notice.
©Copyright 2000, Pelco. All rights reserved.