

DS-3T0306HP 4 Port Fast Ethernet Unmanaged Industrial Hi-PoE Switch



The Hikvision DS-3T0306HP unmanaged industrial switch can support four 10/100 Mbps PoE port, one Gigabit RJ45 port, and one Gigabit fiber optical port. Designed for harsh industrial environments, it can provide an economical solution for your industrial Ethernet connection. The DS-3T0306HP PoE model supports centralized power supply and each port provides 30 W power. The operating temperature of industrial switches ranges from -40 °C to 75 °C. All models undergo rigorous aging tests to ensure they meet the specific needs of industrial automation control applications. In addition, the DS-3T0306HP unmanaged switch features a rugged aluminum alloy housing that ensures suitability for industrial environments and an option for fiber connection.

- 4 x 10/100 Mbps PoE Ports, 1 x Gigabit RJ45 Port, 1 x Gigabit SFP Fiber Optical Port
- Up to 90 W Hi-PoE Output for Port 1
- IEEE 802.3 af/at/bt Compliant
- PD Power Intelligent Detection with System-Level Overload Protection
- 6 kV Surge Protection
- Up to 300 m Long-range Transmission
- Wider Temperature (-40 °C to 75 °C) Design
- DIN Rail Design

▪ Specification

General	
Shell	Metal material, fan-free design
Net Weight	0.35 kg (0.77 lb)
Gross Weight	0.915 kg (2.02 lb)
Dimensions (W × H × D)	158 mm × 101.2 mm × 31.6 mm (6.22" × 3.98" × 1.24")
Operating Temperature	-40 °C to 75 °C (-40 °F to 167 °F)
Storage Temperature	-40 °C to 85 °C (-40 °F to 185 °F)
Operating Humidity	5% to 95% (no condensation)
Relative Humidity	5% to 95% (no condensation)
Power Supply	48~57 V DC, 2.5 A
Max. Power Consumption	120 W
Power Consumption in Idle	10 W
Installation Mode	Rail,Desk-Mounted
Surge Protection	6 kV
Network Parameters	
Ports	4 × 10/100 Mbps PoE port,1 × Gigabit RJ45 port,1 × Gigabit fiber optical port
MAC Address Table	4 K
Switching Capacity	4.8 Gbps
Packet Forwarding Rate	3.57 Mpps
Internal Cache	1 Mbits
PoE Power Supply	
PoE Standard	IEEE 802.3af, IEEE 802.3at, IEEE 802.3bt
PoE Power Pin	8-pin power: 1/2(-), 3/6(+), 4/5(+), 7/8(-)
PoE Port	Hi-PoE: Ports 1 to 1 PoE: Ports 2 to 4
Max. Port Power	30 W
PoE Power Budget	110 W
Dialing Function	
Long Range	Ports 3 to 4: up to 300 m. Long range performance may vary depend on camera model or cable condition.
Port Isolation	Ports 1 to 4: port isolation mode to improve network security. Ports in an isolation group cannot communicate with each other, but they can communicate with ports outside the isolation group.
PoE Watchdog	Ports 1 to 4: auto detect and restart the cameras that do not respond.
Approval	
EMC	CE-EMC (EN 55032: 2015+A11: 2020, EN IEC 61000-3-2: 2019, EN 61000-3-3: 2013+A1: 2019, EN 50130-4: 2011+A1: 2014, EN 55035: 2017+A11: 2020),IC (ICES-003: Issue 7:2020),RCM (AS/NZS CISPR 32: 2015)
Safety	CB (AMD1:2009, AMD2:2013, IEC 62368-1: 2014 (Second Edition), CE-LVD (EN 62368-1: 2014+A11: 2017)
Chemistry	CE-RoHS (2011/65/EU); WEEE (2012/19/EU); Reach (Regulation (EC) No 1907/2018)

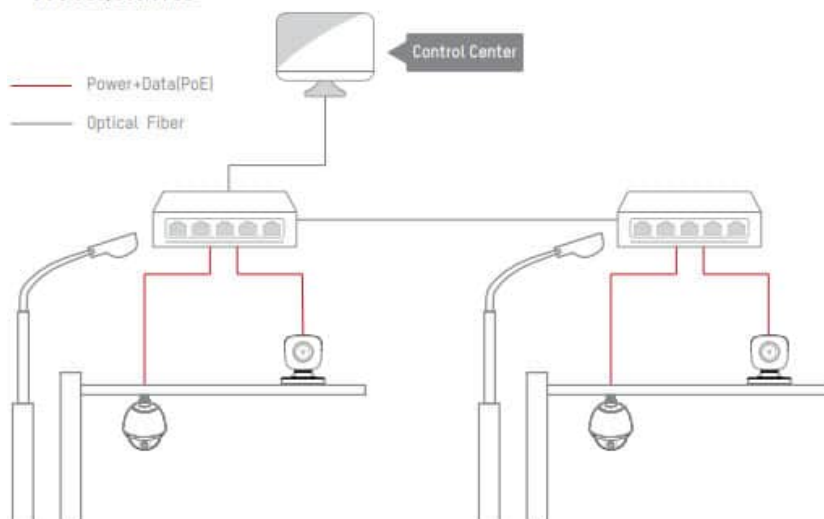
▪ Available Model

DS-3T0306HP

▪ **Typical Application**

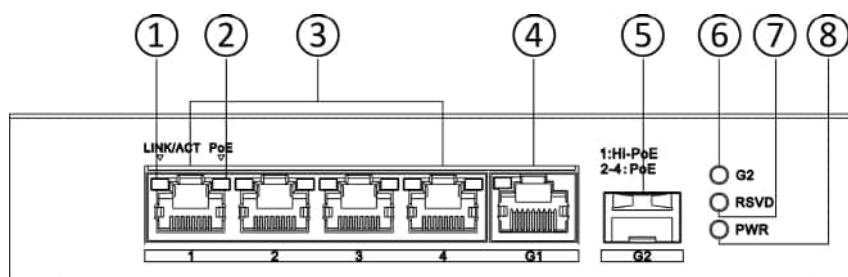
**10/100Mbps Industrial
Hi-PoE Switch**

4-Port 10/100M PoE

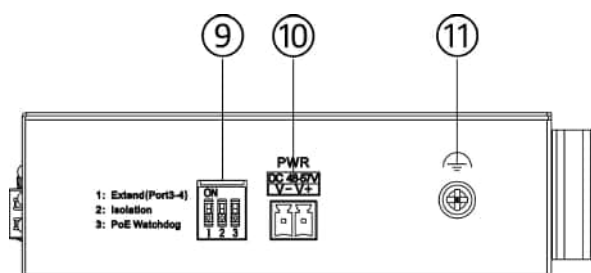


Physical Interface

Front Panel

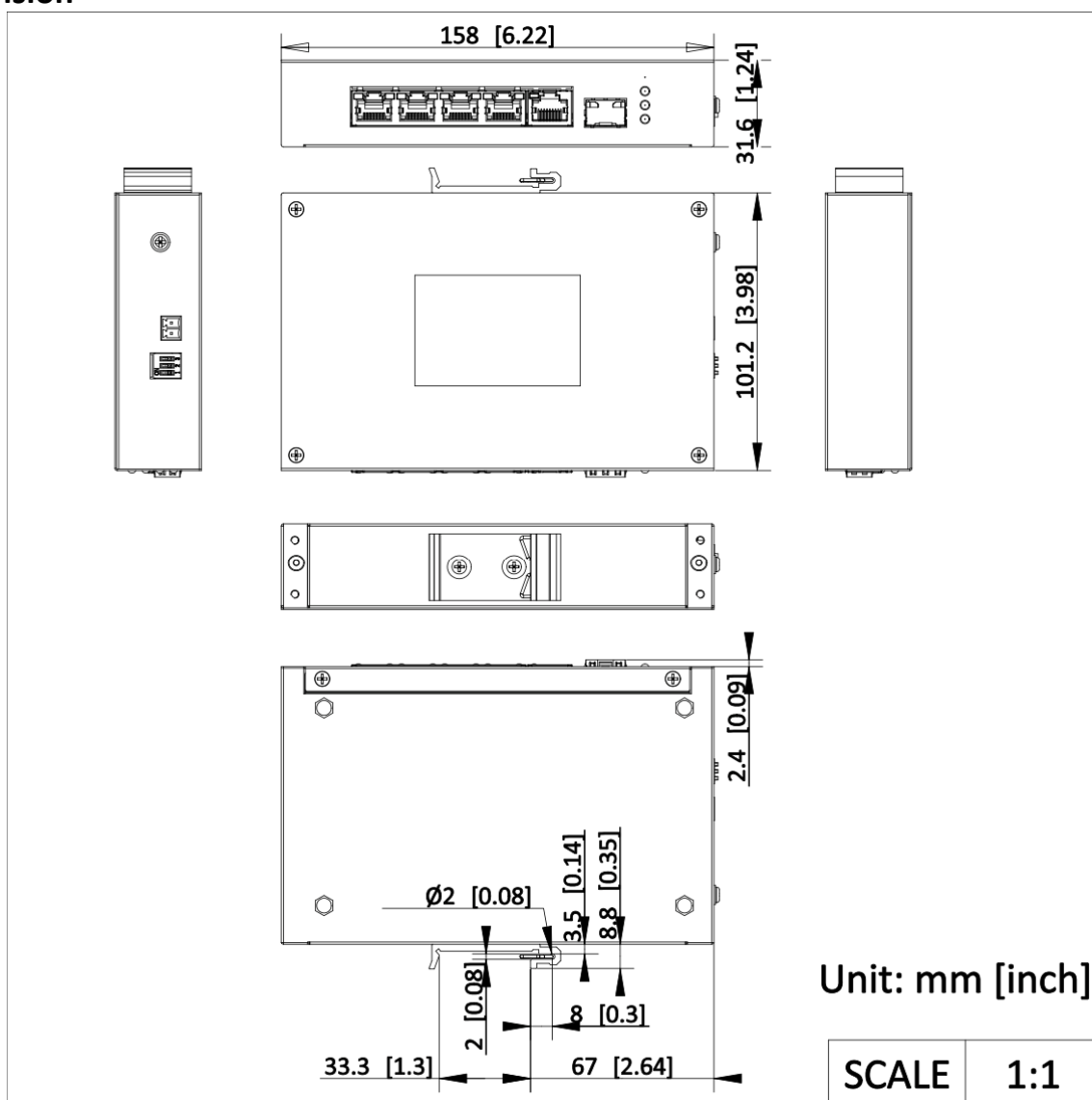


Side Panel



No.	Port/Indicator	Description
①	LINK/ACT Indicator	<ul style="list-style-type: none"> ● Solid on: The port is connected. ● Flashing: The port is transmitting data. ● Unlit: The port is disconnected or connection is abnormal.
②	PoE Indicator	<ul style="list-style-type: none"> ● Solid on: The switch supplies power to a powered device (PD) normally. ● Unlit: The switch is disconnected from a PD or power supply is abnormal.
③	10/100 Mbps PoE RJ45 Port	Used for connection to a PD via a network cable.
④	Gigabit RJ45 Port	Used for connection to another device via a network cable.
⑤	Gigabit SFP Fiber Optical Port	Used for connection to another device via an optical fiber when plugged into with an optical module.
⑥	G2 Port Indicator	<ul style="list-style-type: none"> ● Solid on: The gigabit SFP fiber optical port is connected. ● Flashing: The gigabit SFP fiber optical port is transmitting data. ● Unlit: No gigabit SFP fiber optical port connected or connection is abnormal.
⑦	RSVD Indicator	Unlit: The indicator is reserved.
⑧	PWR Indicator	<ul style="list-style-type: none"> ● Solid on: The switch is powered on normally. ● Unlit: No power supply is connected or power supply is abnormal.
⑨	DIP Switch	Three modes are supported: <ul style="list-style-type: none"> ● Extend: Port 3 and 4 of 0306HP series switches and ports 7 and 8 of 0310HP series switches support network transmission of up to 300 meters. ● Isolation: Data transmission of each port is isolated from each other to improve network security. ● PoE Watchdog: Auto-detect and restart cameras that do not respond.
⑩	Power Supply	Use a self-prepared power cord or power adapter to connect the switch to a socket.
⑪	Grounding Terminal	Used for connection to the grounding cable to protect the switch from lightning.

▪ Dimension



Headquarters

No.555 Qianmo Road, Binjiang District,
Hangzhou 310051, China
T +86-571-8807-5998
www.hikvision.com



Follow us on social media to get the latest product and solution information.

