

INTRODUCTION

The AW-FGT-260F-380 is a 24 port 10/100BaseT unmanaged PoE switch capable of feeding 15.4/30W power to Power over Ethernet (PoE) devices. It comes with another 2x GbE combo ports. The switch is capable of a total of 370 Watts power budget.

PACKAGE CONTENTS

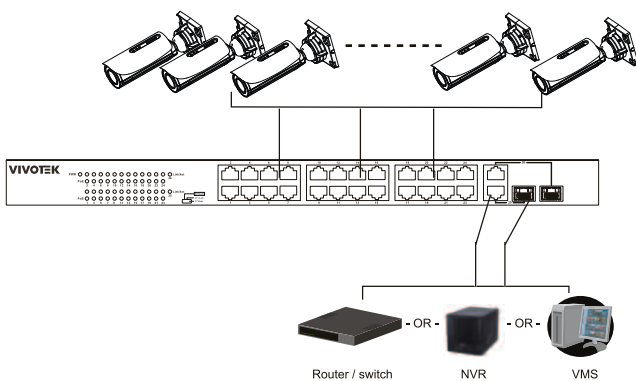
* 1x PoE switch	* 1x Quick Installation Guide
* 2x rack mount ears	* 1x power cord (type by the shipped-to area)

⚠ IMPORTANT:

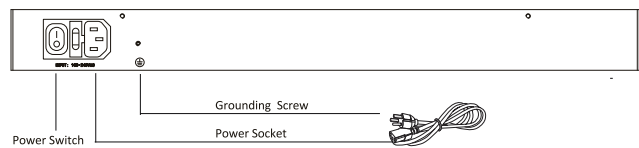
1. Install the PoE switch in a ventilated and dry place that is free of electromagnetic source, vibration, moisture, and dust.
2. Make sure the ventilation openings on the switch are not blocked.
3. Use CAT5 or 6 UTP/STP cables.
4. AC input (100~240V/AC, 50~60Hz), for a max. consumption of 380W.

CONNECTION

Front Panel



Rear Panel

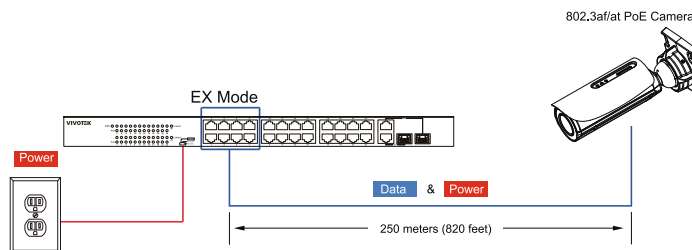


⚠ IMPORTANT:

The switch already comes with lightning protection mechanism. You should always ground the switch through the PE (Protecting Earth) cable of AC cord or with ground cable. Not grounding the power may cause the power input to damage the unit.

DIP switch

ST Mode	Normal communication for ports 1 ~ 26.
ST VLAN	Ports 1 ~ 24 will be isolated from each other but can communicate with uplink ports 25 & 26, and stop broadcast storm to increase forwarding frame rate.
EX Mode	EX PoE ports 1 ~ 8 can deliver 802.3af/at (15.4W/30W) to cameras with up to 250m @10Mbps.



LED DEFINITIONS

POWER	Green ON	Power is on and normal.
	Green Off	Power is off.
Link/Act	Green ON	Ethernet port is connected at 10/100Mbps.
	Green Off	No connection
	Green Blinking	Data is being transmitted or received.
PoE	Green ON	Port is linked to a powered device and supplying power successfully.
	Green Off	No device is connected.
	Green Blinking	Abnormal power supply is detected.